

## Stay safe on the LAND:

- L**ook up and live. Overhead powerlines should be identified and marked at ground level.
- A**lways be aware. Check the location and condition of poles and wires.
- N**eed to know. Know the height of your machinery in both raised and lowered positions.
- D**on't disembark. If your machinery contacts overhead powerlines, stay in the vehicle, if it's safe to do so.

## Identify hazardous areas

Identify the location of overhead and underground powerlines on your property using the Look Up and Live app. Look Up and Live has made overhead powerline locations and imagery available to the public online, at no cost, via an interactive geospatial map. The app provides the ability to search locations in real time and to overlay maps with third party mapping programs, or print, as required. Visit [essentialenergy.com.au/lookupandlive](https://essentialenergy.com.au/lookupandlive)



## Mark powerlines on your property

Essential Energy can provide advice on how you can improve visibility of powerlines on your property, including using line markers, pole markers and marking powerlines at ground level.




For overhead powerline markers fill out an enquiry form at [essentialenergy.com.au/overhead](https://essentialenergy.com.au/overhead).

For other marker information email [public.safety@essentialenergy.com.au](mailto:public.safety@essentialenergy.com.au) or call **13 23 91**.

## Emergency escape

### If your vehicle makes contact with overhead or underground powerlines:

- Stay in your vehicle and **call 000** immediately
- If escape is absolutely necessary, jump well clear to avoid contact with the vehicle and ground at the same time
- When you jump land with your feet together. Do not touch the vehicle, fall or allow your feet to step apart
- You must shuffle or jump, with your feet together until you are at least 8 metres clear of the vehicle, power lines or anything else in contact with them
- Once clear, do not return to the vehicle for any reason



- Call Essential Energy on **13 20 80**
- Remember to never approach a vehicle to assist in an evacuation and always treat powerlines as if they are 'live'.

## Order safety collateral

Fact sheets, films and free safety stickers can be ordered online at [essentialenergy.com.au/safety](https://essentialenergy.com.au/safety)


If you have any safety questions call **13 23 91** and ask to speak to Essential Energy's Public Safety Team.

## Knowing your vehicle and required clearances

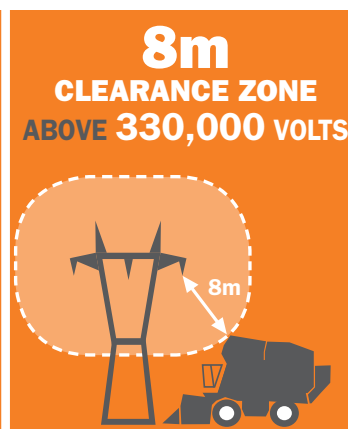
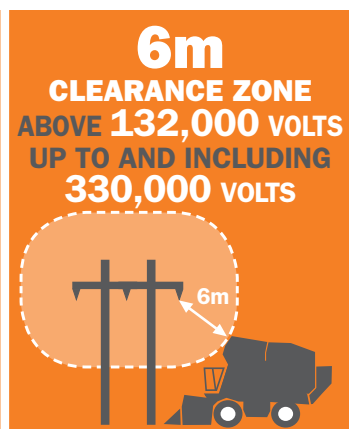
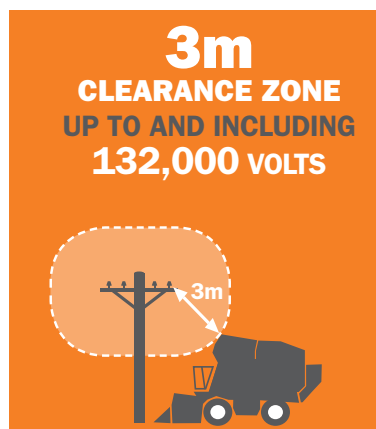
Before starting work, know the extended and lowered heights of your vehicle.

- The stowed height of this machinery is:  m
- The extended height of this machinery is:  m

Know the required clearance zones for where you are working:



Free safety stickers



**A PERMIT IS  
REQUIRED IF THE  
TRANSIT HEIGHT  
ON A ROADWAY  
EXCEEDS**  
**4.6m**



## Other resources

Essential Energy has a range of resources available to help keep you and your workers safe this harvest, including electrical safety awareness training videos available on our website.

[www.essentialenergy.com.au/safety/safety-for-agribusiness](http://www.essentialenergy.com.au/safety/safety-for-agribusiness)

### Video clips

- [Electrical hazard awareness for Rural Workers](#)
- [Electricity safety and cotton harvest](#)
- [Electricity safety and grain harvest](#)
- [Transporting high loads near powerlines](#)

We also have a large range of safety tips, fact sheets and safety checklists available for download from our website at

[essentialenergy.com.au/safety](http://essentialenergy.com.au/safety)

