

When it comes to the potential dangers of working around powerlines and other network infrastructure, there are some key safety messages to keep in mind.

Whether you've been working on the land for years or if you're new to the industry, this checklist can help set you and your workers up for a safe harvest season.

REMEMBER! If your machinery contacts overhead powerlines

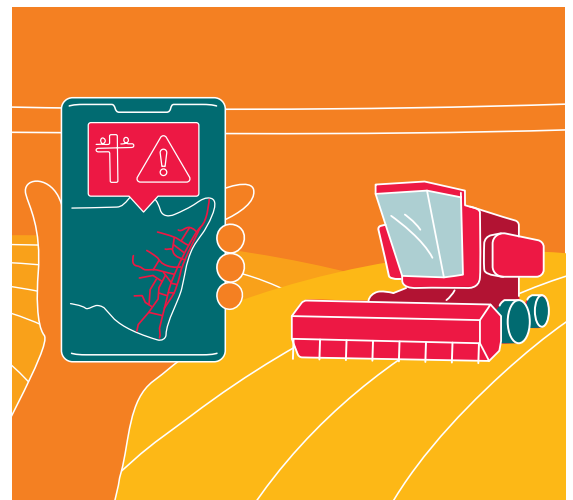
STAY in the vehicle **CALL** 000 **WAIT** for all clear

1. Have you assessed the property and know the location of all powerlines?

✓ **Yes** Excellent, make sure it's also a part of your daily safety brief to talk through which parts of the property will be accessed and where powerlines are located.

✗ **No** **LOOK UP AND LIVE**
Know the location of overhead powerlines on your property. Make sure all workers download the **Look up and Live app** for maps showing overhead powerline locations with their voltage and exclusion zone information and include this in your daily safety brief before getting started.

Visit essentialenergy.com.au/lookupandlive




2. Do you know if the property utilises ground markers and has installed aerial markers?

✓ **Yes** Fantastic, ground markers, marking the approach to overhead powerlines and aerial markers are an excellent way to increase visibility of powerlines on your property and help keep your workers safe.

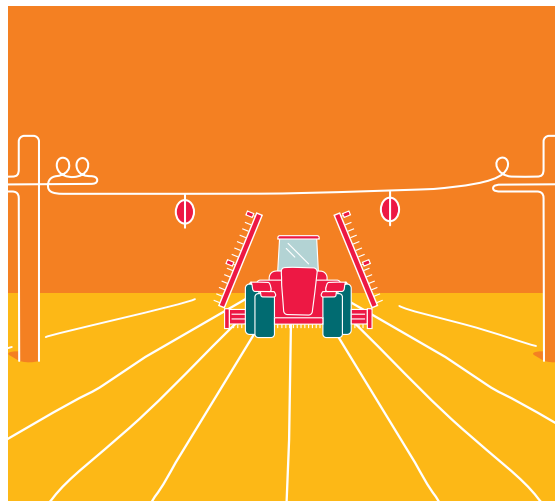
✗ **No** **MARK POWERLINES ON YOUR PROPERTY**
Ask us for advice on improving visibility of powerlines on your property, including using aerial markers, pole markers or marking powerlines at ground level.

Visit essentialenergy.com.au/aerialmarkers




3. Do all workers know what the extended and lowered height of all machinery is?

- ✓ **Yes** Great – always remind workers of the importance of fully lowering all machinery (including guards) before moving off, and work away from powerlines where possible.
- ✗ **No** **KNOW MACHINERY HEIGHTS**
Ensure all workers know the heights of all farm machinery and the required clearances. Place stickers in visible locations with machinery heights as a reminder.
Order stickers at essentialenergy.com.au/stickers



4. Are all workers familiar with the Emergency Escape Procedure if the machinery contacts the network?

- ✓ **Yes** Great. It's a good idea to practice this procedure with new employees before starting work. Check out the full procedure here: essentialenergy.com.au/agribusiness
- ✗ **No** **KNOW WHAT TO DO IF IT GOES WRONG**
Ensure all workers are familiar with the Emergency Escape Procedure. Order emergency escape procedure stickers for machinery here essentialenergy.com.au/stickers and practice this procedure with your workers.



Emergency Escape Procedure

- ✓ **Stay** in the machine/vehicle if safe to do so (if no fire)
- ✓ **Call** triple zero (000)
- ✓ **Wait** until Essential Energy advises you that it is safe to exit the machine/vehicle
- ✓ If escape is necessary because of fire, jump from the vehicle making sure no part of you touches the vehicle and the ground at the same time and land with both feet together. Do not overbalance
- ✓ Shuffle away to a safe distance of at least 8 metres – do not go back near the machine until told that it is safe to do so.

Always ensure all workers are kept safe during harvest season by familiarising yourself with the **Work Near Overhead Powerlines Code of Practice**.

Eager to learn more? Register for our safety email newsletter or check out more safety tips at essentialenergy.com.au/agribusiness